

University of California, Berkeley  
 College of Engineering  
 Computer Science Division – EECS

Spring 2017

Ion Stoica

### Second Midterm Exam

March 21, 2017

CS162 Operating Systems

<b>Your Name:</b>	
<b>SID AND 162 Login:</b>	
<b>TA Name:</b>	
<b>Discussion Section Time:</b>	

General Information:

This is a **closed book and one 2-sided handwritten note** examination. You have 80 minutes to answer as many questions as possible. The number in parentheses at the beginning of each question indicates the number of points for that question. You should read **all** of the questions before starting the exam, as some of the questions are substantially more time consuming.

Write all of your answers directly on this paper. ***Make your answers as concise as possible.*** If there is something in a question that you believe is open to interpretation, then please ask us about it!

**Good Luck!!**

QUESTION	POINTS ASSIGNED	POINTS OBTAINED
<b>1</b>	<b>24</b>	
<b>2</b>	<b>20</b>	
<b>3</b>	<b>20</b>	
<b>4</b>	<b>22</b>	
<b>5</b>	<b>14</b>	
<b>TOTAL</b>	<b>100</b>	

**P1** (24 points total) True/False and Why? **CIRCLE YOUR ANSWER.** For each question: 1 point for true/false correct, 2 point for explanation. An explanation cannot exceed 2 sentences.

- a) A multilevel page table hierarchy will always take less storage space than a single level page table, given the same virtual address space size.

TRUE

FALSE

Why?

When all pages in the virtual memory are allocated, a single level page table will take less space, as all its PTEs will be used. While this will also be true in the case of a multilevel page table hierarchy, in this case you need additional storage for the page table at the first level.

- b) Forcing all threads to request resources in the same order (e.g., resource A before B, B before C, and so on) will prevent deadlock.

TRUE

FALSE

Why?

Imposing a strict order prevents a cycle.

- c) Increasing the size of a cache always decreases the number of total cache misses, all things held constant (replacement policy, workload, associativity).

TRUE

FALSE

Why?

Recall the Belady's anomaly.

- d) Adding a TLB may make process context switching slower.

TRUE

FALSE

Why?

Each process has its own TLB. Thus, the process needs to flush the TLB on context switching which will lead to increasing the context switching time.

- e) It is not possible to share memory between two processes when using multiple-level page tables.

TRUE

FALSE

Why?

Two PTEs in the page tables of the two processes can point to the same physical page.

- f) Round-robin scheduling has always a higher average response time than shortest-job-first.

**TRUE**

**FALSE**

Why?

If all jobs have the same size and quanta is larger than the job size, then both RR and SJF will have the same average response times.

- g) One way to respond to thrashing is to kill a process.

**TRUE**

**FALSE**

Why?

Yes. By killing a process we free the memory and we give a chance to other processes to fit their working sets in memory.

- h) With uniprogramming, applications can access any physical address.

**TRUE**

**FALSE**

Why?

In the case of uniprogramming there is a single application running on the machine and there is no memory protection.

**P2 (20 points) Demand Paging:** Consider the following sequence of page accesses:

A, B, D, C, B, A, B, A

- a) (10 points) Fill in the table below assuming the FIFO, LRU, and MIN page replacement policies. There are 3 frames of physical memory. The top row indicates the frame number, and each entry below contains the page that resides in the corresponding physical frame, after each memory reference (we have already filled in the row corresponding to accessing A). For readability purposes, **only fill in the table entries that have changed and leave unchanged entries blank**. If there are several pages that meet the replacement criteria, break ties using the lexicographical order, i.e., A takes priority over B, B over C, and C over D.

	FIFO			LRU			MIN		
	F1	F2	F3	F1	F2	F3	F1	F2	F3
A	A			A			A		
B		B			B			B	
D			D			D			D
C	C			C					C
B									
A		A				A			
B			B						
A									
# Page Faults	6			5			4		

- b) (4 points) Give a sequence of page accesses in which LRU will generate a page fault on every access.

If the pattern was ABCDABCDABCD..... And there were only 3 pages in physical memory, then you would get a page fault on every access.

- c) (3 points) Demand paging can be thought of as using main memory as a cache for disk. Fill in the properties of this cache:

- a. Associativity: **fully associative**
- b. Write-through/write-back? : **write-back**
- c. Block Size (assume 32-bit addresses, 4-byte words, and 4KB pages) ? : **4KB, 1 page**

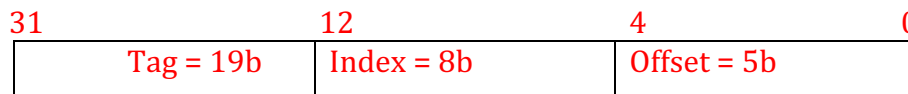
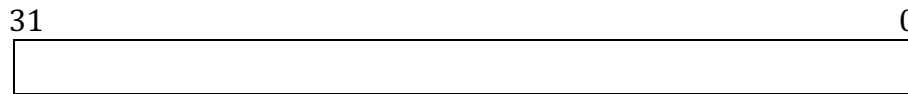
- d) (3 points) The Nth chance replacement algorithm relies on a parameter  $N$ . Why might one choose a large  $N$  value? Why might one choose a small  $N$  value?

Choose a large  $N$  value for a better approximation of LRU. Choose a small  $N$  value for efficiency; a large  $N$  value would take a long time to evict a page b/c many loops required.

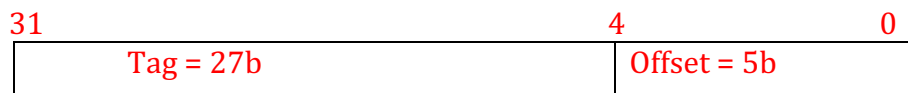
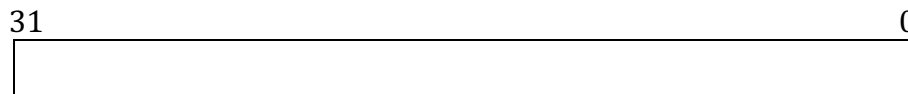
**P3 (20 points) Caching:** Assume an 8KB cache with 32B blocks, on a machine that uses 32-bit virtual and physical addresses.

a) (6 points) Specify the **size** and **name** of each field (i.e., cache tag, cache index, and byte select / offset) in the physical address for the following cache types:

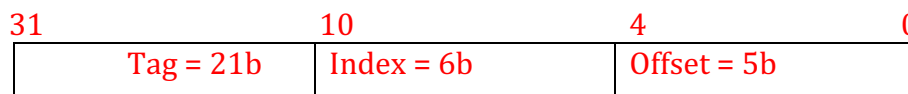
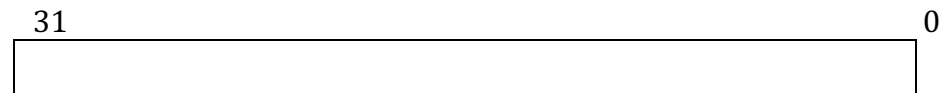
a. Direct Mapped



b. Fully associative



c. Four-way associative



- b) (11 points) You've finished implementing your cache, which ended up being a 2-Way Set Associative cache that uses an LRU replacement policy. To test it out, you try the following sequence of reads and writes:

```
read from 0x705F3140
write 0x1 to 0x705F3140
write 0x2 to 0x705F3150
write 0x2 to 0x705F3148
write 0x3 to 0x707A2150
write 0x3 to 0x035F2154
read from 0x705F3140
```

Recall that caching happens at the block level, i.e., the unit of transfer between cache and main memory is one block. Also, assume that a write leads to caching the data, the same as a read. Initially, assume the cache is empty. Please answer the following questions:

- a. (5 points) How many misses does the above access pattern exhibit?

For a 2-way associative cache we have:

31	11	4	0
Tag = 20b	Index = 7b	Offset = 5b	

These are the tag/index/offset for each address:

```
0x705F3140: (tag = 0x705F3, index = 0xA, offset = 0x0)
0x705F3150: (tag = 0x705F3, index = 0xA, offset = 0x10)
0x705F3148: (tag = 0x705F3, index = 0xA, offset = 0x8)
0x707A2150: (tag = 0x707A2, index = 0xA, offset = 0x10)
0x035F2154: (tag = 0x035F2, index = 0xA, offset = 0x14)
```

Since all addresses have the same index all accesses are in the same associative set.

```
read from 0x705F3140 # cache block (tag = 0x705F3, index = 0xA)
write 0x1 to 0x705F3140 # hit block (tag = 0x705F3, index = 0xA)
write 0x2 to 0x705F3150 # hit block (tag = 0x705F3, index = 0xA)
write 0x2 to 0x705F3148 # hit block (tag = 0x705F3, index = 0xA)
write 0x3 to 0x707A2150 # cache block (tag = 0x707A2, index = 0xA)
write 0x3 to 0x035F2154 # cache block (tag = 0x035F2, index = 0xA)
                        # evict block (tag = 0x705F3, index = 0xA)
                        # according to LRU policy
read from 0x705F3140 # cache block (tag = 0x705F3, index = 0xA)
                        # evict block (tag = 0x707A2, index = 0xA)
                        # according to LRU policy
```



Every “cache” is a miss, so we have **4 misses**.

- b. (3 points) Assume the cache is a write-through cache. How many writes are taking place between cache and memory?

Every write results in writing to main memory, so we have **5 writes to memory**.

- c. (3 points) Assume that cache is a write-back cache. How many writes are taking place between cache and memory?

The only times we write to memory is when we evict a dirty blocks, so in this case we have only **two writes to memory**.

- c) (4 points) Now consider that your system has 5ns of latency when accessing cache and 70ns when accessing main memory. What should your application’s average hit rate be in order to have an average memory access latency of 15ns?

Let HR be the hit rate  $0 \leq HR \leq 1$

$$HR * 5ns + (1-HR) * 75ns = 15ns$$

$$5 * HR + 75 - HR * 75 = 15$$

70 \* HR = 60  
 HR = 60/70 ~ 86%

**P4 (22 points) Address Translation:** Consider a computer with **16 bit** virtual and physical addresses. Address translation is implemented by a two-level scheme combining segmentation and paging. The page size is **256 bytes**.

Virtual address format:

2b (segment #)	6b (page #)	8b (offset)
----------------	-------------	-------------

Segment table (**Base Address** specifies the address of the page table associated with the segment, and **Limit** specifies the total number of bytes in the segment):

Segment ID	Base Address	Limit
0x0	0x4000	0x1000
0x1	0xC000	0x2000
0x2	0x8000	0x0200

Page Table start address: 0x4000

Page #
0x20
0x30
0x31

Page Table start address: 0x8000

Page #
0xC0
0xC1

Page Table start address: 0xC000

Page #
--------

0x40
0x44

a) (6 points) What is physical address corresponding to virtual address 0x4125 ?

0x4125 = 0100 0001 0010 0101  
 Segment # = 01 => page table address 0xC000  
 Page # = 000001 => physical page # = 0x44  
 Physical address is then **0x4425**

b) (12 points) Consider the following assembly code computing a string's length:

```

0x8150 .data str: .asciiz "Hello World"
0x01F4 main: li $t1, 0           # $t1 is the counter; set it to 0
0x01F8     la $t0, str          # Load address (la) of str into $t0
0x01FC cnt: lb $t2, 0($t0)     # Load first byte in $t2 from address
0x0200     beqz $t2, end       # if $t2 == 0 then goto Label "end"
0x0204     add $t0, $t0, 1     # else increment the address
0x0208     add $t1, $t1, 1     # and increment the counter
0x020C     j cnt              # goto "cnt"
0x0210 end:
    
```

Fill in the following table after executing each of the first 8 instructions in the above code. The program counter (PC) is initialized to 0x01F4, i.e., the execution starts with instruction `li $t1, 0`.

Instruction	Physical address of instruction	Content of \$t0 (after executing instruction)	Content of \$t1 (after executing instruction)	Content of \$t2 (after executing instruction)
<code>li \$t1, 0</code>	0x30F4		0	
<code>la \$t0, str</code>	0x30F8	0x8150		
<code>lb \$t2, 0(\$t0)</code>	0x30FC			'H'
<code>beqz \$t2, end</code>	0x3100			
<code>add \$t0,\$t0,1</code>	0x3104	0x8151		
<code>add \$t1, \$t1, 1</code>	0x3108		1	
<code>j cnt</code>	0x310C			

<code>lb \$t2, 0(\$t0)</code>	<code>0x30FC</code>			<code>'e'</code>

c) (4 points) Assume that instead of “Hello World” we have a 200-byte long string. Are there any changes we need to make to the segment or page tables to support the 200-byte string? If yes, use one sentence to describe the change. (The code is unchanged and addresses for each instruction and data remain the same.)

The string starts at  $0x8150 = 1000\ 0001\ 0101\ 0000$   
 Segment # = 10  $\Rightarrow$  page table address =  $0x8000$   
 Page # = 1  $\Rightarrow$  physical page # =  $0xC1$

Since offset is  $0x50$  (i.e., 80), and the page size is 256 bytes, the 200-byte string doesn't fit in the page, so we need to allocate an extra physical page.

Note: we did not give any credit for answers stating that you need to increase the segment limit since the segment limit is large enough—the segment limit refers to the number of pages in the segment and not to bytes.

**P5 (14 points) Banker’s Algorithm:**

- a) (6 points) Suppose that we have the following resources: A, B, C and threads T1, T2, T3, T4. The total number of instances for each resource is:

Total		
A	B	C
11	21	19

Further, assume that the threads have the following maximum requirements and current allocations:

Thread ID	Current Allocation			Maximum Allocation		
	A	B	C	A	B	C
T1	2	3	10	4	10	19
T2	1	6	3	5	9	5
T3	4	7	3	9	13	6
T4	2	3	1	4	5	3

Is the system in a safe state? If “yes”, show a non-blocking sequence of thread executions. Otherwise, provide a proof that the system is unsafe. Show your work and justify each step of your answer.

Yes. A safe sequence is: T4 → T2 → T3 → T1

- b) (4 points) Repeat question (a) if the total number of B instances is 20 instead of 21.

No, there is no safe sequence because no thread can satisfy its allocation for resource B.

- c) (4 points) Give one reason using no more than two sentences of why you might decide **not** to use Banker's algorithm to avoid deadlock.

Banker's algorithm is slow; needs to re-evaluate on every request. It is hard to accurately quantify how many resources a system has or how much each process will actually need.

